


MINISTRY OF HEALTH OF UKRAINE
Ivan Horbachevsky Ternopil National Medical University
of the Ministry of Health of Ukraine

Educational Program

«Dentistry»

Second level (master's) of higher education

Speciality 221 Dentistry
Branch of knowledge 22 Healthcare
Qualification: Master of Dentistry
Dentist

**APPROVED BY ACADEMIC BOARD**
Head of academic board
_____/prof. M. Korda
(protocol No 8 dated «15» 06 2021)
Educational program is effective from 01.09.20 ____
Acting rector _____/prof. A. Shulhai
(order No 316 dated «19» 06 2021)

Ternopil 2021 p.

LETTER OF AGREEMENT
OF EDUCATIONAL PROGRAM
«DENTISTRY»

Second level (master's) of higher education

Specialty *221 Dentistry*

branch of knowledge *22 Healthcare*


Qualification: *Master of Dentistry. Dentist*

Dean of the faculty of Dentistry



S. Boitsaniuk

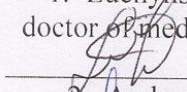


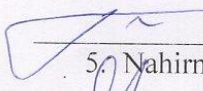

Guarantor of the educational program,
doctor of medical sciences (ScD) prof.,



M. Luchynskyi

PREFACE

Developed by a working group consisting of:

1. Luchynskiy Mykhailo Antonovich – guarantor of the educational program, doctor of medical sciences (ScD) prof., head of therapeutic dentistry department

_____, « 02 » 06 2020;
2. Aydeev Oleksandr Volodymyrovich – member of project team, doctor of medical sciences (ScD) prof., head of child dentistry department

_____, « 02 » 06 2020;
3. Boitsaniuk Svitlana Ivanivna – member of project team, candidate of medical sciences (PhD), dean of the Faculty of Dentistry of Ivan Horbachevsky Ternopil National Medical University of the Ministry of Health of Ukraine.

_____, « 02 » 06 2020;
4. Hasiuk Petro Anatoliovich – member of project team, doctor of medical sciences (ScD) prof., head of prosthetic dentistry department

_____, « 02 » 06 2020;
5. Nahirnyi Yaroslav Petrovich – member of project team, doctor of medical sciences (ScD) prof., head of surgical dentistry department

_____, « 02 » 06 2020.

Compilers of the program:

Luchynskiy M. A. – guarantor of the educational program, doctor of medical sciences (ScD) prof., head of therapeutic dentistry department

Zagričuk H. YA. – assistant of vice-rector for scientific and pedagogical work, candidate of chemical sciences, associate professor

Boitsaniuk S. I. – member of project team, candidate of medical sciences (PhD), dean of the Faculty of Dentistry of Ivan Horbachevsky Ternopil National Medical University of the Ministry of Health of Ukraine.

The educational-professional program determines the prerequisites for access to educational, orientation and main focus of the program, the amount of ECTS credits required for the educational-professional degree of Master of Dentistry, the list of general and special (professional) competencies, normative and variable content of training and quality control requirements for higher education.

Reviews-reviews of external stakeholders:

Name of organization, enterprise, etc.	Position, academic degree and academic title	Name, surname	Signature	Date
Ukrainian Medical Dental Academy	Head of therapeutic dentistry department, doctor of medical sciences (ScD) prof.,	Petrushanko Tetiana Oleksiivna		
Ternopil City Dental Clinic №1 of Ternopil City Coouncil	Head	Falinska Tetiana Andriivna		

1. Profile of the educational program of specialty 221 «Dentistry»

1 – General information	
Full name of the higher education institution and structural unit	Ivan Horbachevsky Ternopil National Medical University of the Ministry of Health of Ukraine; Faculty of Dentistry
Level of higher education and title of qualification in the original language	Level of higher education - Master; Educational qualification – Master of Dentistry; Professional qualification – Dentist; Qualification written in diploma – Master of Dentistry. Doctor - Dentist
Official name of the educational program	Educational - professional program "Dentistry" of the second (master's) level of higher education in the specialty 221 "Dentistry" in the branch of knowledge 22 "Health Care"
Type of diploma and scope of educational program	Master's diploma, single. Scope of Master's educational program: • on the basis of Certificate of Complete General Secondary Education – 300 ECTS credits • on the basis of Junior Specialist's Diploma, Junior Bachelor's Diploma, Bachelor's Diploma – 240 ECTS credits The term of study– 4 years and 10 months.
Availability of accreditation	Not accredited.
Cycle/level	FQ-EHEA – second cycle, EQF-LLL – seventh level, National Qualifications Framework of Ukraine – seventh level
Prerequisites	Presence of a certificate of Complete General Secondary Education (based on certificates of external independent evaluation), or on the basis of Junior Specialist's Diploma, Junior Bachelor's Diploma, Bachelor's Diploma of Dentistry. Terms of admission are determined by the Rules of Admission of Ivan Horbachevsky Ternopil National Medical University of the Ministry of Health of Ukraine
Language(s) of instruction	Ukrainian, English
Duration of the educational program	01 September 2020 – 30 August 2025 with an annual scheduled update
Internet address of the permanent placement of the description of the	https://www.tdmu.edu.ua/about/public-information/

educational program	
2 – The purpose of the educational program	
<p>Training a specialist who is able to solve complex problems and problems in the field of dentistry and health care or in the process of training, characterized by uncertainty of conditions and requirements and to perform the professional activity of a dentist. Formation of the ability to apply the acquired knowledge, skills, abilities and understanding of the humanities, fundamental and professionally –oriented disciplines to solve typical problems of a dentist in the field of health care in the relevant position, the scope of which is defined by certain lists of syndromes and symptoms of dental diseases, physiological conditions and somatic diseases that required special tactics of patient management, emergencies, laboratory and instrumental studies, medical and dental manipulations.</p>	
3 – Characteristics of the educational program	
Subject area (branch of knowledge, specialty)	<p>The preservation of health, including dental prevention, diagnostic and treatment of human dental diseases on the individual, family and population levels.</p> <p>The branch of knowledge - 22 "Health Care" Specialty – 221 «Dentistry»</p>
Orientation of the educational program	<p>Educational and professional program applied with a professional focus on the theory and practice of dentistry</p> <p>The educational and professional program is focused and based on scientific and evidence-based modern achievements of dental science, the system of dental care and the Standart of Higher Educational of Ukraine. The 75% of the educational program is aimed at providing general and special (professional) competencies of the master’s degree in “Dentistry”</p>
The main focus of the educational program and specialization	<p>The focus of the educational – professional program is aimed at training high-level dentists who have relevant knowledge and practical skills, are able to carry out the diagnostic process, to determine the leading symptoms and syndromes, to determine the preliminary diagnosis, to make a differential diagnosis, to formulate a final clinical diagnosis under the supervision of a supervisor, to formulate the final clinical diagnosis of dental diseases, to know the principles of treatment and prevention of dental diseases by making an informed decision according to existing algorithms.</p> <p>Key words: master’s degree, dentistry, health care, higher education.</p>

Features of the program	<p>The program provides the acquisition of high level of knowledge and practical skills, the ability to solve complex problems and problems in the field of health care in the specialty “Dentistry” in the process of learning and professional activity.</p> <p>The required components for all students are the line of matriculas, OSCE for the 3rd, 4th year students, internships which are conducted on the basis of treatment-prevention facilities and the dental department of the university clinic.</p> <p>The applicants for higher education in this educational-professional program have the opportunity to participate in international academic mobility programs.</p> <p>The educational program is implemented in small groups with a combination of practical and theoretical training.</p> <p>The program is also implemented in English language.</p>
--------------------------------	--

**4. Suitability of graduates
for employment and further education**

Suitability for employment	<p>The graduate of the educational program is prepared to work according to the КВЕД ДК 009:2010:</p> <p>Section Q. Health and social care Chapter 86. Health care Group 86.2 Medicine and dentistry practice Class 86.23 Dentistry practice</p> <p>After completion of educational program of the specialty “Dentistry”, the specialist is able to perform professional work:</p> <ul style="list-style-type: none"> – doctor-intern (code КП – 3229); – doctor-trainee (code КП – 3221); – doctor-resident (code КП – XXX);
-----------------------------------	--

Further education	<p>The graduate can enter postgraduate educational programs for future training.</p> <p>To pass specialization and to carry out the corresponding professional work of the dentist of a certain specialty, which is specified in the current National classifier of Ukraine “Classifier of professions”</p> <p>Advanced training in the system of continuing postgraduate education in the specialty 221 “Dentistry”.</p> <p>Continuation of education at the third (educational - scientific) level of higher education for the degree of Doctor of Philosophy; acquisition of additional qualifications in the system of postgraduate education</p>
--------------------------	---

5. Teaching and assessment

Teaching and educational process	<p>Teaching and training of applicants on the basis of competency system, student-centered approaches and principles of academic freedom with possibility of forming an individual educational trajectory of the student. Problem-oriented learning with the acquisition of competencies sufficient to produce new ideas, solving complex problems in the professional field.</p> <p>The educational process is carried out in the following forms: lectures, practical classes in small groups, seminars, discussions, independent work, consultations with teachers, writing case histories, training and industrial practices.</p> <p>To control the acquisition of practical skills, matriculas of practical skills are introduced, compilation of OSCE for the 3rd, 4th year students.</p>
Assessment	<p>Assessment of learning outcomes is carried out on the principles of objectivity, systematicity and systematization, planning, unity of requirements, openness, transparency, accessibility and clarity of assessment methods, taking into account the individual capabilities of students.</p> <p>Assessment of student achievement is carried out on a national scale, the ECTS scale.</p> <p>Types of control: current, intermediate, final, self-control, evaluation of practice results, certifications of graduates.</p> <p>Forms of control: tests, differentiated tests, exams, OSCE, first and second stages of unified state qualification exam.</p>
6. Educational program competencies	
Integral competence	<p>Ability to solve complex problems and problems in the field of health care in the specialty “Dentistry” in a professional activity or in the learning process, which involves research and/or innovation and is characterized by uncertainty of conditions and requirements.</p>
General competences (GC)	<p>GC 1. Ability for abstract thinking, analysis and synthesis.</p> <p>GC2. Knowledge and understanding of the subject area and understanding of professional activity</p> <p>GC 3. Ability to apply knowledge in practice.</p> <p>GC 4. Ability to communicate in the state language both orally and in writing.</p> <p>GC 5. Ability to communicate in English.</p>

	<p>GC 6. Skills of using the information and communication technologies.</p> <p>GC 7. Ability to search, process and analyze the information from various sources.</p> <p>GC 8. Ability to adapt and act in a new situation.</p> <p>GC 9. Ability to identify, set and solve problems.</p> <p>GC 10. Ability to be critical and self-critical.</p> <p>GC 11. Ability to work in a team.</p> <p>GC 12. The desire to preserve the environment.</p> <p>GC 13. Ability to act in a socially responsible and conscious manner.</p> <p>GC 14. Ability to exercise personal rights and duties as a member of society, to understand the values of civil (free and democratic) society and the necessity of its sustainable development, supremacy of law, rights and freedoms of a human being and citizen of Ukraine.</p> <p>GC 15. Ability to preserve and enhance moral, cultural, scientific values and social achievements based on the understanding of the history and development patterns of the subject area, its place in the overall system of knowledge about the nature and society and in the development of society, engineering and technology; to use different types and forms of motor activity for active recreation and healthy lifestyles.</p>
<p>Professional competencies of the specialty (PC)</p>	<p>PC 1. Ability to collect medical information about the patient and analyze clinical data.</p> <p>PC 2. Ability to interpret the results of laboratory and instrumental studies.</p> <p>PC 3. Ability to diagnose the provisional, clinical, final, secondary diagnosis, emergency conditions.</p> <p>PC 4. Ability to plan and implement measures for the prevention of diseases of organs and tissues of the oral cavity and maxillofacial area.</p> <p>PC 5. Ability to design the medical care process: to determine the approaches, plan, types and principles for the treatment of diseases of organs and tissues of the oral and maxillofacial area.</p> <p>PC 6. Ability to determine patients' rational labour regime, rest, and necessary diet in the treatment of diseases of organs and tissues of the oral and maxillofacial area.</p>

	<p>PC 7. Ability to determine the management tactics of patients with the diseases of organs and tissues of the oral and maxillofacial area with associating somatic diseases.</p> <p>PC 8. Ability to perform medical and dental manipulations.</p> <p>PC 9. Ability to treat major diseases of organs and tissues of the oral and maxillofacial area.</p> <p>PC 10. Ability to organize and conduct medical and evacuation measures.</p> <p>PC 11. Ability to determine the tactics, methods and provide emergency medical care.</p> <p>PC 12. Ability to organize and conduct screening examinations in dentistry.</p> <p>PC 13. Ability to assess the impact of the environment on the people's health (individual, family, population).</p> <p>PC 14. Ability to conduct normative medical documentation.</p> <p>PC 15. Processing of public, social and medical information.</p> <p>PC 16. Ability to organize and provide rehabilitation measures and medical care for patients with the diseases of organs and tissues of the oral and maxillofacial area.</p> <p>PC 17. Ability to legally maintain one's own professional activity.</p> <p>PC 18. Ability to provide pre-medical care through tactical medicine protocols.</p>
--	--

7 – Program learning outcomes (PLO)

<p>Program learning outcomes (PLO) *(the list of lists is given in appendix1)</p>	<p>PLO 1. To single out and identify the leading clinical symptoms and syndromes (according to the list 1); to establish a probable nosological or syndromic provisional clinical diagnosis of a dental disease taking into account standard methods, using the preliminary data of the patient's history, patient's examination data, knowledge about the person, his organs and systems (according to the list 2)</p> <p>PLO 2. To collect information about the general condition of the patient; to assess psychomotor and physical development of the patient, the state of the organs of the maxillofacial area; to evaluate the information concerning the diagnosis based on the results of laboratory and instrumental studies (according to the list 5).</p> <p>PLO 3. To assign and analyze according to the list 5 additional (compulsory and by choice) methods of examination (laboratory, radiological, functional and/or instrumental) of the patients with the diseases of organs and tissues of the oral cavity and maxillofacial area for making differential diagnosis of diseases (according to the list 2).</p>
---	---

PLO 4. To determine the final clinical diagnosis adhering to the relevant ethical and legal norms by making an informed decision and logical analysis of the obtained subjective and objective data of clinical additional examination, carrying out a differential diagnostics of a disease under the supervision of a physician in a medical institution (according to the list 2.1).

PLO 5. To establish a diagnosis of emergency conditions under any circumstances (at home, on the street, in a medical institution) in an emergency situation, martial law, lack of information and limited time (according to the list 4).

PLO 6. To plan and implement measures in order to prevent dental diseases among the population, against the spread of dental diseases.

PLO 7. To analyze the epidemiological situation and carry out mass and individual, general and local, drug and non-drug prevention of dental diseases.

PLO 8. To determine the approach, plan, type and principle of treatment of a dental disease (according to the list 2) by making an informed decision on the existing algorithms and standard schemes.

PLO 9. To determine the nature of labour regime, rest and necessary diet in the treatment of dental diseases (according to the list 2) by making an informed decision on the existing algorithms and standard schemes.

PLO 10. To determine the management tactics of a dental patient with somatic pathology (according to the list 3) by making an informed decision on the existing algorithms and standard schemes.

PLO 11. To carry out the treatment of major dental diseases according to the existing algorithms and standard schemes under the supervision of a physician in a medical institution (according to the list 2.1).

PLO 12. To organize medical and evacuation measures among the population, military personnel in an emergency situation, including martial law, during the deployed stages of medical evacuation, taking into account the existing system of medical and evacuation support.

PLO 13. To determine the tactics of emergency medical care, using the recommended algorithms, under any circumstances, based on the diagnosis of an emergency condition in a limited time (according to the list 4)

	<p>PLO 14. To analyze and evaluate public, social and medical information using standard approaches and computer information technologies.</p> <p>PLO 15. To assess the impact of the environment on the population health in a medical institution using standard methods.</p> <p>PLO 16. To set goals and determine the structure of personal activities based on the results of the analysis of certain social and personal needs.</p> <p>PLO 17. To follow a healthy lifestyle, use self-regulation and self-control techniques.</p> <p>PLO 18. To understand and use in personal activity person's civil rights, freedoms and responsibilities, to raise the level of general cultural education.</p> <p>PLO 19. To adhere to the requirements of ethics, bioethics and deontology in their professional activities.</p> <p>PLO 20. To organize the necessary level of individual safety (one's own and persons cared for) in case of occurrence of typical hazardous situations in the individual field of activity.</p> <p>PLO 21. To perform medical manipulations on the basis of preliminary and/or final clinical diagnosis (according to the list 2, 2.1) for different segments of the population and under different conditions (according to the list 6).</p> <p>PLO 22. To perform medical dental manipulations on the basis of preliminary and/or final clinical diagnosis (according to the list 2, 2.1) for different segments of the population and under different conditions (according to the list 7).</p> <p>PLO 23. To perform manipulations of emergency medical care, using standard schemes, under any circumstances, based on the diagnosis of an emergency condition (according to the list 4) within limited timeframe (according to the lists 6, 7).</p>
--	--

8 – Resource support for educational program implementation

<p>Human resources support</p>	<p>All scientific and pedagogical workers involved in the implementation of educational-professional program have a qualification according to the specialty, scientific degree or academic title, a confirmed level of scientific, scientific-pedagogical and pedagogical-professional activity and experience in the relevant specialty. The staffing of the departments and the project team corresponds to the licensing conditions of educational activities listed in the paragraph number 30 of the “Licensing conditions of educational</p>
---------------------------------------	---

	<p>activities”, approved by the Resolution of the Cabinet of Ministers of Ukraine, dated 30.12.2015 and numbered 1187. Teaching disciplines in the educational-professional program is provided by 35 departments consisting of 420 people, including 75 doctors of sciences, 341 candidates of sciences, including 238 associate professors. All scientific-pedagogical workers involved in the implementation of the educational component of the educational program are full-time employees of Ivan Horbachevsky Ternopil National Medical University of the Ministry of Health of Ukraine, have a confirmed level of scientific and professional activity, are practicing specialists, including emergency medicine.</p> <p>The group which provides the educational-professional program “Dentistry” consists of 57 scientific-pedagogical workers, all of whom have a scientific degree. In the support group, the share of those who have a doctor of medical sciences in medicine degree is 12,3% (7 people), candidates of medical sciences – 87,7% (50 people). The scientific-pedagogical specialty of teachers who provide the educational process corresponds to the disciplines they teach.</p> <p>Among scientific-pedagogical workers, 26 people (45.6%) have certificates in accordance with the European Recommendation on Language Education at the B1-B2 level or qualification documents (diploma of higher education, scientific degree) related to the use of English, including not less than B2 level, - 8 people (14%). The share of teachers who have a doctor of medical sciences degree or PhD and give lectures on disciplines in the specialty, as well as work on a permanent basis at the university, is 100%.</p> <p>The conducting lectures, practical classes, seminars and laboratory classes, the level of scientific and pedagogical workers is evidenced by the fulfillment for the last five years of at least four conditions specified in paragraph 5 of footnotes – subparagraphs 1-18.</p> <p>The graduation departments of special (professional) training are headed by specialists of the relevant scientific-pedagogical specialty, doctors of medical sciences. Professional development is carried out systematically, but at least once every 5 years.</p>
<p>Infrastructure, building, equipment resource support</p>	<p>The educational base of the structural subdivisions of the university allows to organize and conduct all types of classes in all academic disciplines at the appropriate educational and methodological level. Existing laboratory and lecture classrooms</p>

	<p>are equipped with computer workstations, multimedia equipment, technical means of teaching; clinical bases.</p> <p>The total area of educational buildings and dormitories is 56,734 m². The area of educational buildings is 37583 m², clinical bases - 8672 m². Training facilities occupy 24451 m², including gyms - 2219 m²; premises for scientific and pedagogical staff - 2881 m², office premises - 5042 m², library, including reading rooms - 1114 m², dormitories - 19151 m², catering establishments (canteens, cafeterias) - 1025 m², dispensaries - 1432 m², medical rooms- 106 m². Sanitary and technical conditions in the specified divisions correspond to the operating specifications.</p> <p>Multimedia devices, computer equipment, phantoms, simulators are used for lectures and practical classes. Classrooms are equipped with the necessary devices and equipment, there are computer classes.</p> <p>To implement all the practical skills and work with simulated patients, the University has created and sufficiently equipped Interdepartmental Training Center.</p> <p>Practical classes in specialized dental disciplines are held on the basis of the dental department of the university clinic.</p> <p>High-tech simulation equipment of two phantom classes for 12 and 14 workplaces is used to practice practical skills. Departments of the Faculty of Dentistry are equipped with 27 dental units, there is a digital orthopantomograph, dental units are equipped with scaffolds, both pneumatic and ultrasonic, there is a sufficient number of photopolymer lamps, consumables; video systems, intraoral cameras, interactive whiteboards, office equipment, equipment for sterilization of instruments.</p>
<p>Informational and educational methodical support</p>	<p>Official website is http://www.tdmu.edu.ua (information about educational programs, educational, scientific and medical work, structural subdivisions, admission rules, contacts, etc.).</p> <p>All students of Ivan Horbachevsky Ternopil National Medical University of the Ministry of Health of Ukraine have unlimited access to the Internet.</p> <p>Educational and methodological support of the educational process in TNMU consists of:</p> <ul style="list-style-type: none"> • Educational plans; • Working educational programs, educational and methodical complex on each discipline of the curriculum; • Work programs of practices/internships;

	<ul style="list-style-type: none"> • Methodical materials for students for all forms of educational classes; • Database of test tasks, etc. <p>Materials of educational and methodical support of the educational and scientific program are presented on the Web-portal of the university in Moodle system. Currently, the University's Intranet has 3 terabytes of information.</p> <p>The general collection of the library is 399302 volumes. The average number of scientific literature per one scientific-pedagogical worker is 328 units.</p> <p>Eight reading rooms have 438 seats.</p> <p>The training process uses 26 server computers, 1913 client computers, 22 multimedia boards, 146 multimedia video systems and multimedia projectors; 193 virtual training programs; 47 computer classes, a computerized library with reading rooms, all departments are fully equipped with computers.</p> <p>A publishing house "Ukrmedknyha" is present in the structure of Ivan Horbachevsky Ternopil National Medical University of the Ministry of Health of Ukraine, which produces and sells its own printed products (textbooks, manuals, monographs, books, scientific journals, etc.) and fully provides all departments of the university with products for the educational process.</p> <p>The university publishes 14 scientific journals, 12 of which are included in the list of scientific professional publications of Ukraine according to the new requirements of the order of the Ministry of Education and Science, dated January 15, 2018, "On approval of the list of scientific professional publications of Ukraine", as well as two newspapers: "Medical Academy" and "University hospital".</p>
9 – Academic mobility	
National credit mobility	<p>National credit mobility is carried out on the basis of the Law of Ukraine "About Higher Education". It is provided by bilateral agreements between Ivan Horbachevsky Ternopil National Medical University of the Ministry of Health of Ukraine and other universities.</p> <p>Recognition of learning outcomes in other educational institutions in the framework of academic mobility is carried out in accordance with the "Regulations on the procedure for exercising the right to academic mobility of participants in the educational process of Ivan Horbachevsky Ternopil National</p>

	Medical University of the Ministry of Health of Ukraine" (https://www.tdmu.edu.ua/wp-content/uploads/2020/03/akademichna-mobilnist.pdf) and agreements of TNMU.
International credit mobility	<p>It is provided by bilateral agreements between Ivan Horbachevsky Ternopil National Medical University of the Ministry of Health of Ukraine and educational institutions of partner countries. Foreign partners of the university can be found on the website: https://www.tdmu.edu.ua/zakordonnipartnery/.</p> <p>Carrying out international mobility within the framework of programs Erasmus+ and ErasmusMundusMedea. https://interdep.tdmu.edu.ua/erasmus/program_erasmus https://interdep.tdmu.edu.ua/erasmus</p>
Training of foreign applicants for higher education	Training of foreign applicants for higher education is provided in accordance with current legislation. Admission is carried out in accordance with the "Rules of Admission" with the passing of appropriate professional exams. Education is conducted in Ukrainian and English at the request of the student.

2. List of components of the educational program (EP) and their logical sequence

2.1. List of components of the EP

Code from EP	Components of the educational program (educational disciplines, term/course projects (papers), internships, Master's thesis)	Number of credits	Form of final assessment
1	2	3	4
Required components (RC) of the EP			
Cycle of general training disciplines			
RC 1.	English language	3,00	Pass-fail test
RC 2.	English Language (for Professional Purposes)	3,00	Diff. test
RC 3.	Ukrainian Language (for Professional Purposes))	3,00	Diff. test
RC 4.	Latin language and medical terminology	3,00	Diff. test
RC 5.	History of Ukraine and Ukrainian culture	3,00	Pass-fail test
RC 6.	Philosophy	3,00	Diff. test
RC 7.	Medical biology	5,00	Екзамен
RC 8.	Medical physics with medical informatics and biostatistics	4,00	Pass-fail test
	Medical physics	2,50	
	Medical informatics and biostatistics	1,50	
RC 9.	Medical chemistry	3,00	Exam
RC 10.	Biological and bioorganic chemistry	8,00	Exam
RC 11.	Human anatomy	11,00	Exam
RC 12.	Histology, cytology and embryology	7,00	Exam
RC 13.	Physiology with bioethics	6,00	Exam
RC 14.	Microbiology, virology and immunology	5,00	Exam
Cycle of disciplines of professional training			
RC 15.	Propaedeutics of internal medicine	3,00	Pass-fail test
RC 16.	Hygiene and ecology	3,00	Diff. test
RC 17.	Pathomorphology	6,00	Exam
RC 18.	Pathophysiology	6,00	Exam
RC 19.	Pharmacology	6,00	Exam
RC 20.	Propaedeutics of therapeutic dentistry	4,00	Diff. test
RC 21.	Propaedeutics of orthopedic dentistry	4,00	Diff. test
RC 22.	Propaedeutics of pediatric therapeutic dentistry	3,00	Diff. test
RC 23.	Reserve Officers Training in the branch of knowledge «Healthcare».	3,00	Diff. test

RC 24.	Internal medicine with endocrinology, including:	8,5	Exam
	Infectious diseases	1,00	
	Epidemiology	0,50	
	Clinical pharmacology	1,00	
RC 25.	Surgery including	7,50	Diff. test
	Radiology	1,50	
	Oncology	1,00	
	Neurosurgery	1,00	
RC 26.	Social medicine, public health and the basics of evidence-based medicine	3,00	Pass-fail test
RC 27.	Forensic Medicine. Medical law of Ukraine	3,00	Pass-fail test
RC 28.	Prevention of dental diseases	4,00	Diff. test
RC 29.	Therapeutic dentistry	11,00	Exam
RC 30.	Surgical dentistry	10,50	Exam
RC 31.	Orthopedic dentistry	10,50	Exam
RC 32.	Orthodontics	10,00	Diff. test
RC 33.	Child therapeutic dentistry	10,00	Diff. test
RC 34.	Child therapeutic dentistry	6,00	Diff. test
RC 35.	General medical training, including	7,00	Pass – fail test
	Neurology, including neurodentistry	1,50	
	Psychiatry, narcology	1,50	
	Medical psychology	1,00	
	Pediatrics	1,50	
	Phthisiology	1,50	
RC 36.	Otolaryngology and ophthalmology	3,00	Pass-fail test
	Otolaryngology	1,50	
	Ophthalmology	1,50	
RC 37.	Emergency and urgent medical care	3,00	Pass-fail test
The total amount of credits of required components:		202	
Elective components of the EP			
Elective disciplines (block 1)			
EB 1.1.	Legal aspects in dentistry	3,00	Pass-fail test
EB 1.2.	Biology of individual development	3,00	Pass-fail test
EB1.3.	Applied Chemistry in Dentistry	3,00	Pass-fail test
EB 1.4.	History of Medicine	3,00	Pass-fail test

EB 1.5.	Academic writing	3,00	Pass-fail test
Elective block 2			
EB 2.1.	Modern principles of root canal preparation and obturation	3,00	Pass-fail test
EB 2.2.	Artistic design different groups of teeth	3,00	Pass-fail test
EB 2.3.	Materials Science and Dental Equipment	3,00	Pass-fail test
EB 2.4.	Clinical anatomy and operative surger	3,00	Pass-fail test
EB 2.5.	Topical issues of surgical anatomy of the head and neck	3,00	Pass-fail test
EB 2.6.	English medical terminology	3,00	Pass-fail test
EB 2.7.	Topical questions of general surgery	3,00	Pass-fail test
Elective block 3			
EB 3.1.	English medical terminology	3,00	Pass-fail test
EB 3.2.	Basic manufacturing technology of dental prosthese	3,00	Pass-fail test
EB 3.3.	Professional oral hygiene. Teeth whitening	3,00	Pass-fail test
EB 3.4.	Rehabilitation of patients with complications of purulent-inflammatory processes of the MFA (3,00	Pass-fail test
EB 3.5.	Modern methods of endodontic treatment of complicated dental caries	3,00	Pass-fail test
EB 3.6.	Odontoglyphic aspects of artistic restoration	3,00	Pass-fail test
EB 3.7.	Implementation of radiation methods of diagnostics in surgical dentistry	3,00	Pass-fail test
EB 3.8.	Side effects of drugs	3,00	Pass-fail test
Elective block 4			
EB 4.1.	Methods of the treatment of soft tissues defects (cheeks, lower lip, nose)	3,00	Pass-fail test
EB 4.2.	Modern approaches to the treatment of periodontal diseases	3,00	Pass-fail test
EB 4.3.	Modern principles of the diagnostic process of periodontal patients	3,00	Pass-fail test
EB 4.4.	Pathophysiology of emergency states	3,00	Pass-fail test
EB 4.5.	Modern technologies of solid-cast prosthetics	3,00	Pass-fail test
EB 4.6.	The basics of an anremovable orthodontics	3,00	Pass-fail test
EB 4.7.	Actual issues of obstetrics and gynecology	3,00	Pass-fail test
EB 4.8.	Actual issues of dermatovenereology	3,00	Pass-fail test
Elective block 5			
EB 5.1.	Elective training practices "Therapeutic dentistry"	30,00	Pass-fail test
EB 5.2.	Training practices "Surgical dentistry"	30,00	Pass-fail test

EB 5.3.	Training practices "Orthopedic dentistry"	30,00	Pass-fail test
Elective block 6			
Elective disciplines from specializations "Therapeutic dentistry"			
EB 6.1.	Basics of aesthetic restoration of teeth	3,00	Pass-fail test
EB 6.2.	Modern aspects of endodontic treatment of the teeth	3,00	Pass-fail test
EB 6.3.	Aesthetic Dentistry – Smile Design	3,00	Pass-fail test
EB 6.4.	Modern aspects of diagnostics, treatment and prevention of periodontal diseases and oral mucosa	3,00	Pass-fail test
EB 6.5.	Modern methods and approaches to professional oral hygiene	3,00	Pass-fail test
EB 6.6.	Topical issues of child therapeutic dentistry	3,00	Pass-fail test
EB 6.7	Contemporary issues of the organization of dental care for the population	3,00	Pass-fail test
Elective disciplines from specializations "Surgical dentistry"			
EB 6.8.	Traumatology of the MFA	3,00	Pass-fail test
EB 6.9.	Elective course in the section of surgical periodontology	3,00	Pass-fail test
EB 6.10.	Surgical stages of implantology	3,00	Pass-fail test
EB 6.11.	Elective course in the section of the disease of TMJ	3,00	Pass-fail test
EB 6.12.	Topical issues of child surgical dentistry	3,00	Pass-fail test
EB 6.7.	Contemporary issues of the organization of dental care for the population	3,00	Pass-fail test
Elective disciplines from specializations «Orthopedic dentistry»			
EB 6.13.	Actual issues of dental radiography	3,00	Pass-fail test
EB 6.14.	The fundamental aspect of the orthopedic protocol of dental implantation	3,00	Pass-fail test
EB 6.15.	Actual issues of the fixed orthopedic structures manufacturing	3,00	Pass-fail test
EB 6.16.	Actual issues of orthodontics	3,00	Pass-fail test
EB 6.7.	Contemporary issues of the organization of dental care for the population	3,00	Pass-fail test
The total amount of credits of elective components		75	
RC 38.	Training practice	6,00	Diff. test
RC 39.	Training medical practice	5,00	Diff. test
RC 40.	Training dentistry practice	6,00	Diff. test
RC 41.	Training dentistry practice	6,00	Diff. test
The total amount		23,00	

**THE TOTAL AMOUNT OF CREDITS OF THE
EDUCATIONAL PROGRAM**

300,00

Structural and logical scheme of the EP

Year of study	Components of educational the program/number of ECTS credits
First year (60 ECTS credits)	Normative (required) disciplines (51 ECTS credits) Elective disciplines (9 ECTS credits)
Second year (60 ECTS credits)	Normative (required) disciplines (51 ECTS credits) Elective disciplines (9 ECTS credits)
Third year (60 ECTS credits)	Normative (required) disciplines (54 ECTS credits) Elective disciplines (5 ECTS credits)
Fourth year (60 ECTS credits)	Normative (required) disciplines (48 ECTS credits) Elective disciplines (12 ECTS credits)
Fifth year (60 ECTS credits)	Normative (required) disciplines (21 ECTS credits) Elective disciplines (39 ECTS credits)

The sequence of mastering of the components of the educational program by year:

Code from EP	Components of the educational program (educational disciplines, term/course projects (papers), internships, Master's thesis)	Year of study				
		1	2	3	4	5
Required components (RC) of the EP						
RC 1.	English language	*				
RC 2.	English Language (for Professional Purposes)	*				
RC 3.	Ukrainian Language (for Professional Purposes))					
RC 4.	Latin language and medical terminology	*				
RC 5.	History of Ukraine and Ukrainian culture	*				
RC 6.	Philosophy	*				
RC 7.	Medical biology	*				
RC 8.	Medical physics with medical informatics and biostatistics					
	Medical physics	*				
	Medical informatics and biostatistics	*				
RC 9.	Medical chemistry	*				
RC 10.	Biological and bioorganic chemistry	*	*			
RC 11.	Human anatomy	*				
RC 12.	Histology, cytology and embryology	*				
RC 13.	Physiology with bioethics		*			
RC 14.	Microbiology, virology and immunology		*			
RC 15.	Propaedeutics of internal medicine		*			
RC 16.	Hygiene and ecology		*			
RC 17.	Pathomorphology		*	*		
RC 18.	Pathophysiology		*	*		
RC 19.	Pharmacology		*	*		

RC 20.	Propaedeutics of therapeutic dentistry		*				
RC 21.	Propaedeutics of orthopedic dentistry		*				
RC 22.	Propaedeutics of pediatric therapeutic dentistry		*				
RC23.	Reserve Officers Training in the branch of knowledge «Healthcare».		*				
RC 24.	Internal medicine with endocrinology, including:			*	*		
	Infectious diseases					*	
	Epidemiology					*	
	Clinical pharmacology					*	
RC 25.	Surgery including			*	*		
	Radiology			*			
	Oncology					*	
	Neurosurgery					*	
RC 26.	Social medicine, public health and the basics of evidence-based medicine			*			
RC 27.	Forensic Medicine. Medical law of Ukraine			*			
RC 28.	Prevention of dental diseases			*			
RC 29.	Therapeutic dentistry			*	*		
RC 30.	Surgical dentistry			*	*		
RC 31.	Orthopedic dentistry			*	*		
RC 32.	Orthodontics			*	*	*	
RC 33.	Child therapeutic dentistry				*	*	
RC 34.	Child therapeutic dentistry				*	*	
RC 35.	General medical training, including						
	Neurology, including neurodentistry					*	
	Psychiatry, narcology					*	
	Medical psychology					*	
	Pediatrics					*	
	Phthysiology					*	
RC 36.	Otolaryngology and ophthalmology				*		
RC 36.1.	Otolaryngology				*		
RC 36.2.	Ophthalmology				*		
RC 37.	Emergency and urgent medical care					*	
Training practice							
RC 38.	Training practice		*				
RC 39.	Training medical practice			*			
RC 40.	Training dentistry practice			*	*		
RC 41.	Training dentistry practice						*
Elective components of the EP							
Elective disciplines block 1							
EB 1.1.	Legal aspects in dentistry		*				
EB 1.2.	Biology of individual development		*				
EB 1.3.	Applied Chemistry in Dentistry		*				
EB 1.4.	History of Medicine		*				
EB 1.5.	Academic writing		*				
Elective disciplines block 2							

EB 2.1.	Modern principles of root canal preparation and obturation			*			
EB 2.2.	Artistic design different groups of teeth			*			
EB 2.3.	Materials Science and Dental Equipment			*			
EB 2.4.	Clinical anatomy and operative surger			*			
EB 2.5.	Topical issues of surgical anatomy of the head and neck			*			
EB 2.6.	English medical terminology			*			
EB 2.7.	Topical questions of general surgery			*			
Elective disciplines block 3							
EB 3.1.	English medical terminology			*			
EB 3.2.	Basic manufacturing technology of dental prosthese			*			
EB 3.3.	Professional oral hygiene. Teeth whitening			*			
EB 3.4.	Rehabilitation of patients with complications of purulent-inflammatory processes of the MFA (*			
EB 3.5.	Modern methods of endodontic treatment of complicated dental caries			*			
EB 3.6.	Odontoglyphic aspects of artistic restoration			*			
EB 3.7.	Implementation of radiation methods of diagnostics in surgical dentistry			*			
EB 3.8.	Side effects of drugs			*			
Elective disciplines block 4							
EB 4.1.	Methods of the treatment of soft tissues defects (cheeks, lower lip, nose)					*	
EB 4.2.	Modern approaches to the treatment of periodontal diseases					*	
EB 4.3.	Modern principles of the diagnostic process of periodontal patients					*	
EB 4.4.	Pathophysiology of emergency states					*	
EB 4.5.	Modern technologies of solid-cast prosthetics					*	
EB 4.6.	The basics of an anremovable orthodontics					*	
EB 4.7.	Actual issues of obstetrics and gynecology					*	
EB 4.8.	Actual issues of dermatovenereology					*	
Elective disciplines block 5							
EB 5.1.	Elective training practices "Therapeutic dentistry"						*
EB 5.2.	Training practices "Surgical dentistry"						*
EB 5.3.	Training practices "Orthopedic dentistry"						*
Elective disciplines block 6							
Elective disciplines from specializations "Therapeutic dentistry"							
EB 6.1.	Basics of aesthetic restoration of teeth						*
EB 6.2.	Modern aspects of endodontic treatment of the teeth						*
EB 6.3.	Aesthetic Dentistry – Smile Design						*
EB 6.4.	Modern aspects of diagnostics, treatment and prevention of periodontal diseases and oral mucosa						*
EB 6.5.	Modern methods and approaches to professional oral hygiene						*
EB 6.6.	Topical issues of child therapeutic dentistry						*
EB 6.7.	Contemporary issues of the organization of dental care for the population						*
Elective disciplines from specializations “Surgical dentistry”							

EB 6.8.	Traumatology of the MFA					*
EB 6.9.	Elective course in the section of surgical periodontology					*
EB 6.10.	Surgical stages of implantology					*
EB 6.11.	Elective course in the section of the disease of TMJ					*
EB 6.12.	Topical issues of child surgical dentistry					*
Elective disciplines from specializations «Orthopedic dentistry»						
EB 6.13.	Actual issues of dental radiography					*
EB 6.14.	The fundamental aspect of the orthopedic protocol of dental implantation					*
EB 6.15.	Actual issues of the fixed orthopedic structures manufacturing					*
EB 6.16.	Actual issues of orthodontics					*

3. Form of attestation of higher education students

Students are considered certified in the educational component of the program, provided that they complete the full educational program of Ivan Horbachevsky Ternopil National Medical University of the Ministry of Health of Ukraine, taking into account the total number of ECTS credits and the successful completion of final tests in the disciplines included in the curriculum.

Attestation of students for the second (master's) level of higher education according to the educational-professional training program in specialty 221 "Dentistry" is carried out in the form of a unified state qualification exam, the procedure of which is established by the Cabinet of Ministers of Ukraine by the order number 334 dated 28.03.2018, "On adoption of the Unified State Qualification Exam Procedure for the students enrolled in the Master's academic program and majoring in "22 Healthcare" branch of knowledge".

The Unified State Qualification Exam is conducted in accordance with the Procedure for Conducting the Unified State Qualification Exam for Applicants for a Master's Degree in Health Care branch of knowledge and consists of the following components:

- integrated test exam "Krok", which assesses the quality of training to higher education standards and is conducted by the Center for Testing of Professional Competence of Specialists in Higher Education "Medicine" and "Pharmacy" at the Ministry of Health of Ukraine (hereinafter the Testing Center at the Ministry of Health of Ukraine) in accordance with the Regulations on the system of licensed integrated examinations;
- professional English exam, which assesses the student's competence in professional English and is conducted by the Testing Center at the Ministry of Health of Ukraine;
- objective structured practical (clinical) exam, which assesses the readiness of the graduate to pursue professional activities in accordance with the requirements of the standard of higher education by demonstrating practical (clinical) components of professional competence on a real object or model and conducted by the examination commission of the higher education institution.

Certification is carried out openly and publicly.

Graduates who have successfully completed the educational and professional program and successfully passed the state attestation are awarded a master's degree in dentistry.

The person who demonstrated high academic performance and received at least 75% of excellent (A) grades in all disciplines and practical training, and grades B, C "good" in other disciplines, as well as grades A "excellent" during attestation, receive a master's degree in dentistry with honors.

An integral part of the diploma of master of dentistry (diploma of master of dentistry with honors) is the supplement to the diploma of higher education of the European standard (DIPLOMA SUPPLEMENT).

4. Matrix of correspondence of program competences to the components of the educational program

Educational competencies	RC 1.	RC 2.	RC 3.	RC 4.	RC 5.	RC 6.	RC 7.	RC 8.	RC 9.	RC 10.	RC 11.	RC 12.	RC 13.	RC 14.	RC 15.	RC 16.	RC 17.	RC 18.
	Program competencies																	
General competencies																		
GC 1.			+	+	+	+	+	+	+	+	+	+	+	+	+	+	+	+
GC 2.			+	+	+			+		+	+	+	+	+	+	+	+	+
GC 3.		+	+	+	+	+	+	+	+	+	+	+	+	+	+	+	+	+
GC 4.			+		+	+	+	+		+	+	+	+		+	+	+	+
GC 5.	+				+			+		+								+
GC 6.	+	+	+		+		+	+	+	+	+	+	+		+	+	+	+
GC 7.	+	+	+	+	+	+	+	+	+	+	+	+	+		+	+	+	+
GC 8.	+	+	+	+	+	+	+	+		+	+	+	+		+	+	+	+
GC 9.	+	+	+	+	+	+	+	+	+	+	+	+	+		+	+	+	+
GC 10.	+	+	+	+	+		+	+	+	+	+	+	+		+		+	+
GC 11.	+	+	+	+	+		+	+	+	+	+	+	+		+	+	+	+
GC 12.	+	+			+	+	+		+	+		+			+	+	+	+
GC 13.	+	+	+	+	+	+	+		+	+	+	+			+		+	+
GC 14.					+		+			+		+	+		+		+	+
GC 15.				+	+	+	+			+		+	+		+		+	+
Professional competencies																		
PC 1			+	+			+	+						+	+		+	+
PC 2				+			+	+	+	+		+	+	+	+		+	+
PC 3							+							+	+		+	+
PC 4			+								+				+	+		+
PC 5								+										+
PC 6									+							+		+
PC 7															+			+
PC 8															+			

PC 9																			
PC 10																			
PC 11												+					+		
PC 12																			
PC 13							+	+	+			+		+			+	+	+
PC 14	+	+	+	+													+		
PC 15	+	+	+	+	+	+			+			+		+	+		+	+	+
PC 16																			
PC 17	+	+				+													
PC 18																			

Educational competencies Program competencies	OK 19.	OK 20.	OK 21.	OK 22.	OK 23.	OK 24.	OK 25.	OK 26.	OK 27.	OK 28.	OK 29.	OK 30.	OK 31.	OK 32.	OK 33.	OK 34.	OK 35.	OK 36.	OK 37.
	General competencies																		
GC 1.	+	+	+	+	+	+	+	+	+	+	+	+	+	+	+	+	+	+	+
GC 2.	+	+	+	+		+	+	+	+	+	+	+	+	+	+	+	+	+	+
GC 3.	+	+	+	+	+	+	+	+	+	+	+	+	+	+	+	+	+	+	+
GC 4.	+	+	+	+		+	+	+	+	+	+	+	+	+	+	+	+	+	+
GC 5.							+											+	
GC 6.	+		+	+		+	+	+	+	+	+	+	+	+	+	+	+	+	+
GC 7.	+		+	+		+	+	+	+	+	+	+	+	+	+	+	+	+	+
GC 8.	+	+	+		+	+	+		+	+	+	+	+	+	+	+	+	+	+
GC 9.	+	+	+	+	+	+	+	+	+	+	+	+	+	+	+	+	+	+	+
GC 10.	+	+	+	+		+	+	+		+	+	+	+	+	+	+	+	+	+
GC 11.	+	+	+		+	+	+	+	+	+	+	+	+	+	+	+	+	+	+
GC 12.	+	+	+			+	+			+	+		+		+		+	+	+
GC 13.	+	+	+		+	+		+	+	+	+	+	+	+	+	+	+	+	+
GC 14.	+		+		+	+	+	+	+	+			+				+	+	+
GC 15.			+	+		+	+	+		+							+	+	+

Professional competencies

PC 1						+	+		+	+	+	+	+	+	+	+	+	+	+
PC 2	+		+			+	+		+	+	+	+	+	+	+	+	+	+	+
PC 3	+					+	+		+	+	+	+	+	+	+	+	+	+	+
PC 4	+					+	+	+		+	+		+	+	+	+			
PC 5	+						+		+	+	+	+	+	+	+	+			
PC 6							+	+		+	+	+		+	+	+			
PC 7	+					+	+				+	+	+	+	+	+			
PC 8		+	+	+		+	+		+	+	+	+	+	+	+	+	+	+	
PC 9	+	+					+				+	+	+	+	+	+			
PC 10					+		+	+	+			+	+					+	+
PC 11	+	+			+	+	+		+		+	+	+	+	+	+	+	+	+
PC 12	+	+						+		+	+	+	+						
PC 13			+			+		+	+	+	+		+		+	+	+	+	+
PC 14	+		+	+		+	+	+	+	+	+	+	+	+	+	+	+	+	+
PC 15	+		+	+		+	+		+	+	+	+	+	+	+	+	+	+	
PC 16							+					+	+	+	+	+			
PC 17			+		+	+	+	+	+			+	+					+	+
PC 18					+	+	+		+		+	+	+					+	+

Educational competencies	EB 1.1.	EB 1.2.	EB 1.3.	EB 1.4.	EB 1.5.	EB 2.1.	EB 2.2.	EB 2.3.	EB 2.4.	EB 2.5.	EB 2.6.	EB 2.7.	EB 3.1.	EB 3.2.	EB 3.3.	EB 3.4.	EB 3.5.	EB 3.6.	EB 3.7.	EB 3.8.	EB 4.1.	EB 4.2.	EB 4.3.
	Program competencies																						
General competencies																							
GC 1.	+	+	+	+	+	+	+	+	+	+		+		+	+	+	+	+	+	+	+	+	+
GC 2.	+			+		+	+	+				+		+	+	+	+	+	+	+	+	+	+
GC 3.	+	+	+	+		+	+	+	+	+		+		+	+	+	+	+	+	+	+	+	+
GC 4.	+		+	+	+	+	+	+				+		+	+		+	+		+		+	+
GC 5.											+		+		+				+				
GC 6.	+	+	+	+	+			+			+		+	+	+				+				
GC 7.	+	+	+	+	+			+			+	+	+	+	+				+				
GC 8.	+					+	+	+			+	+	+	+	+	+	+	+	+	+	+	+	+
GC 9.	+	+	+			+	+	+	+	+	+	+	+	+	+		+	+		+		+	+
GC 10.	+	+	+			+	+	+			+		+	+	+		+	+		+		+	+
GC 11.	+	+		+		+	+	+	+	+	+	+	+	+	+	+	+	+	+		+	+	+
GC 12.	+	+		+		+	+	+			+		+	+	+		+	+				+	+
GC 13.	+	+	+	+		+	+	+			+	+	+	+	+		+	+		+		+	+
GC 14.	+	+		+				+						+	+				+		+		
GC 15.	+	+		+				+						+	+				+				
Professional competencies																							
PC 1		+						+				+		+		+			+	+	+		+
PC 2		+	+					+				+		+		+			+	+	+		+
PC 3		+							+	+		+		+		+			+		+		+
PC 4				+										+								+	
PC 5														+								+	
PC 6				+																		+	
PC 7														+	+			+				+	
PC 8						+	+	+				+		+	+		+	+				+	+

PC 9								+							+								+		
PC 10																									
PC 11							+	+		+	+		+					+			+				
PC 12								+							+									+	
PC 13		+	+	+					+																
PC 14	+			+	+				+			+		+	+			+		+	+	+	+	+	
PC 15					+				+			+		+				+		+	+	+	+		
PC 16	+																								
PC 17				+					+			+		+	+			+		+		+	+		
PC 18	+													+			+		+		+		+		

Educational competencies Program competencies	EB 4.4.	EB 4.5.	EB 4.6.	EB 4.7.	EB 4.8.	EB 5.1.	EB 5.2.	EB 5.3.	EB 6.1.	EB 6.2.	EB 6.3.	EB 6.4.	EB 6.5.	EB 6.6.	EB 6.7.	EB 6.8.	EB 6.9.	EB 6.10.	EB 6.11.	EB 6.12.	EB 6.13.	EB 6.14.	EB 6.15.	EB 6.16.
	General competencies																							
GC 1.	+	+	+	+	+	+	+	+	+	+	+	+	+	+	+	+	+	+		+	+	+	+	+
GC 2.	+	+	+	+	+	+	+	+	+	+	+	+	+	+	+	+	+	+		+	+	+	+	+
GC 3.	+	+	+	+	+	+	+	+	+	+	+	+	+	+	+	+	+	+		+	+	+	+	+
GC 4.	+		+	+	+	+	+	+	+	+	+	+	+	+	+					+	+	+	+	+
GC 5.	+			+	+	+	+	+																
GC 6.	+		+	+	+	+	+	+	+	+				+	+						+	+	+	+
GC 7.	+	+	+	+	+	+	+	+	+	+			+	+	+						+	+	+	+
GC 8.	+	+	+	+	+	+	+	+		+	+	+	+	+	+	+	+	+			+		+	+
GC 9.	+	+	+	+	+	+	+	+	+	+	+	+	+	+	+						+	+	+	+
GC 10.	+	+	+	+	+	+	+	+		+	+	+	+								+	+		+
GC 11.	+	+	+	+	+	+	+	+		+	+	+	+		+	+	+	+			+	+	+	+
GC 12.	+			+	+	+	+	+		+	+	+										+		+
GC 13.	+		+	+	+	+	+	+		+	+	+	+		+		+				+	+		+
GC 14.	+			+	+	+	+	+							+		+				+		+	+

GC 15.	+			+	+	+	+	+							+								+	
Professional competencies																								
PC 1	+	+	+	+	+	+	+	+	+	+	+	+	+	+		+	+	+		+	+	+	+	+
PC 2	+		+	+	+	+	+	+	+	+	+	+	+	+		+	+	+		+	+	+	+	+
PC 3	+	+	+	+	+	+	+	+	+	+	+	+	+	+		+	+	+		+	+	+	+	+
PC 4	+					+	+	+					+		+		+						+	+
PC 5	+	+	+			+	+	+	+	+	+	+	+	+			+			+	+	+	+	+
PC 6	+		+			+	+	+					+	+						+		+		+
PC 7	+	+		+		+	+	+		+	+	+	+	+	+		+			+	+		+	
PC 8		+	+	+		+	+	+	+	+	+	+	+	+			+			+	+	+	+	+
PC 9		+	+			+	+	+	+	+	+	+	+	+			+			+		+	+	+
PC 10						+	+	+							+									
PC 11				+		+	+	+		+	+	+	+				+					+		
PC 12						+	+	+		+	+	+	+		+								+	
PC 13	+			+	+	+	+	+					+		+		+	+						
PC 14		+	+	+	+	+	+	+	+		+	+	+	+	+	+	+	+		+	+	+	+	+
PC 15	+			+	+	+	+	+	+					+	+	+				+		+		+
PC 16			+			+	+	+						+			+					+		+
PC 17					+	+	+	+							+	+		+			+		+	
PC 18				+		+	+	+								+		+			+		+	

Educational competencies Labels of program learning outcomes	EB 1.1.	EB 1.2.	EB 1.3.	EB 1.4.	EB 1.5.	EB 2.1.	EB 2.2.	EB 2.3.	EB 2.4.	EB 2.5.	EB 2.6.	EB 2.7.	EB 3.1.	EB 3.2.	EB 3.3.	EB 3.4.	EB 3.5.	EB 3.6.	EB 3.7.	EB 3.8.	EB 4.1.	EB 4.2.	EB 4.3.
PLO 1				+										+		+			+		+		+
PLO 2			+											+		+			+		+		+
PLO 3			+											+		+			+		+		+
PLO 4														+		+			+		+		+
PLO 5												+		+		+			+		+		
PLO 6				+										+								+	
PLO 7		+			+									+									
PLO 8														+	+			+	+			+	
PLO 9																						+	
PLO 10														+								+	
PLO 11														+								+	
PLO 12																						+	
PLO 13				+					+	+		+				+			+		+		
PLO 14	+			+	+			+						+						+			
PLO 15		+	+																				
PLO 16	+	+												+						+			
PLO 17		+		+										+									
PLO 18	+	+									+		+	+									
PLO 19		+			+	+	+	+			+		+	+	+	+	+	+	+		+		
PLO 20						+	+	+			+		+	+	+	+	+	+	+		+		
PLO 21														+		+			+		+		
PLO 22														+	+	+		+	+		+	+	
PLO 23									+	+		+				+			+		+		

Educational competencies	EB 4.4.	EB 4.5.	EB 4.6.	EB 4.7.	EB 4.8.	EB 5.1.	EB 5.2.	EB 5.3.	EB 6.1.	EB 6.2.	EB 6.3.	EB 6.4.	EB 6.5.	EB 6.6.	EB 6.7.	EB 6.8.	EB 6.9.	EB 6.10.	EB 6.11.	EB 6.12.	EB 6.13.	EB 6.14.	EB 6.15.	EB 6.16.
Labels of program learning outcomes																								
PLO 1	+		+	+	+	+	+	+	+	+	+	+	+	+		+	+	+		+	+	+	+	+
PLO 2				+	+	+	+	+	+	+	+	+		+		+	+	+		+	+	+	+	+
PLO 3						+	+	+	+	+	+	+		+		+	+	+		+	+	+	+	+
PLO 4			+	+		+	+	+	+	+	+	+	+	+		+	+	+		+	+	+	+	+
PLO 5				+		+	+	+								+		+				+		
PLO 6						+	+	+					+		+		+							+
PLO 7						+	+	+							+									+
PLO 8			+			+	+	+	+	+	+	+	+	+			+				+	+	+	+
PLO 9			+			+	+	+	+					+	+						+		+	+
PLO 10				+		+	+	+		+	+		+	+			+				+		+	
PLO 11			+			+	+	+	+	+	+		+	+							+		+	+
PLO 12						+	+	+								+		+						
PLO 13				+		+	+	+								+	+	+				+		
PLO 14	+	+	+	+	+	+	+	+	+				+	+	+						+	+	+	+
PLO 15	+			+	+	+	+	+							+		+							
PLO 16	+					+	+	+							+								+	
PLO 17	+				+	+	+	+					+		+							+		
PLO 18					+	+	+	+							+								+	
PLO 19		+	+	+	+	+	+	+					+		+	+	+	+			+		+	+
PLO 20	+	+	+	+		+	+	+					+			+		+			+	+	+	+
PLO 21				+		+	+	+		+	+					+	+	+			+	+		
PLO 22			+			+	+	+	+	+	+		+	+		+		+			+	+	+	+
PLO 23				+		+	+	+								+	+	+			+	+		+

6. Requirements for the availability of an internal quality assurance system for higher education institution

<p>Principles and procedures for ensuring the quality of education</p>	<p>Principles and procedures for ensuring the quality of education are defined and legitimized in the following documents: the Law of Ukraine "On Higher Education", dated 01.07.2014 No 1556-VII, "Standards and recommendations for quality assurance in the European Higher Education Area" of the European Association for Quality Assurance in Higher Education, national standard of Ukraine "Quality Management Systems" SSU ISO 9001:2015.</p> <p>According to the results of the certification audit conducted by the external auditors of Bureau Veritas Certification Ukraine, the university received a certificate of international standard ISO 9001: 2015 (quality management) for educational and scientific activities in accordance with international standards.</p> <p>Principles of quality assurance of education:</p> <ul style="list-style-type: none">– compliance with European and national quality standards of higher education;– autonomy of the higher education institution, which is responsible for ensuring the quality of educational activities and the quality of higher education;– quality monitoring;– a systematic approach that involves quality management at all stages of the educational and professional process;– constant improvement of the quality of the educational and professional process;– openness of information at all stages of quality assurance. <p>Procedures for ensuring the quality of education:</p> <ul style="list-style-type: none">– providing research and educational environment;– improving the planning of educational activities: monitoring and periodic updating of the educational program;– high-quality selection of the contingent of applicants for higher education at the educational and professional level of Master of Dentistry;– high-quality selection of staff of scientific - pedagogical workers;– improvement of material-technical and scientific-methodical bases for realization of educational-scientific program;– providing the necessary resources to finance the training of higher education students of the educational and professional level of Master of Dentistry;– development of information systems in order to increase the efficiency of management of educational and scientific process;– ensuring publicity of information about the activities of Ivan Horbachevsky Ternopil National Medical University of the Ministry of Health of Ukraine;– creation of an effective system of prevention and detection of academic plagiarism in the scientific publications of employees of Ivan Horbachevsky Ternopil National Medical University of the Ministry of Health of Ukraine and applicants for higher education of educational and professional level of Master of Dentistry;
--	---

	<ul style="list-style-type: none"> – creation of an effective system for prevention of corruption and bribery during the educational process of Ivan Horbachevsky Ternopil National Medical University of the Ministry of Health of Ukraine.
Monitoring and periodic review of educational programs	<p>The educational and professional process of training masters of dentistry is carried out in accordance with the educational and professional program developed at the university.</p> <p>Monitoring and periodic review of the educational and professional program is carried out in accordance with the Regulations on educational programs, their monitoring, review and updating procedure https://drive.google.com/file/d/1tUteBW0VIONuO0ZgQn8ZwDNPErUJQD18/view.</p> <p>The monitoring of the educational-professional program is carried out by the commission for quality assurance of higher education of the faculty, members of the group of providing the educational program, representatives of the student government, graduates, representatives of employers.</p> <p>The criteria for reviewing the educational and professional program are formed as a result of feedback from research and teaching staff, students, employers, and as a result of forecasting the development of the industry, the needs of society and the labor market.</p> <p>Indicators of modern educational - professional program are:</p> <ul style="list-style-type: none"> – updatability in accordance with the current state of medicine; – participation of employers in the development and implementation of changes in the educational and professional program; – positive feedback from reviewers on the educational - professional program; – a sufficient level of satisfaction of applicants with the content of the educational - professional program; – positive feedback from employers and reviewers on the level of training of higher education. <p>Educational programs are reviewed and re-approved at least once a year, usually before the start of a new school year.</p>
Annual assessment of higher education applicants	<p>Assessment of knowledge, skills and abilities of students is carried out in accordance with the "Regulations on the organization of the educational process at Ternopil National Medical University by I.Ya. Horbachevsky Ministry of Health of Ukraine "</p> <p>https://www.tdmu.edu.ua/wp-content/uploads/2020/05/polozhenya.pdf.</p> <p>The system of evaluation of the quality of training of masters of dentistry includes: entrance, current, semester, final control, which is enshrined in the "Regulations on the organization, conduct of current and final control and the procedure for its appeal."</p> <p>https://drive.google.com/file/d/1vKSocYwDYCGG-dcB5v6xCQhW9x_QcfTT/view</p>
Advanced training (upgrading, leveling up of qualification) of scientific-pedagogical	<p>Advanced training and internships of scientific - pedagogical and pedagogical workers is carried out in accordance with the regulations of Ukraine and the "Regulations on advanced training and internships of scientific and pedagogical and pedagogical workers" of TNMU. https://www.tdmu.edu.ua/wp-content/uploads/2020/01/Gotove-polozhennya-pro-kursy.pdf</p> <p>Research and teaching staff of Ternopil National Medical University improve their skills in Ukraine and abroad.</p>

<p>, pedagogical and scientific workers</p>	<p>The university management provides various forms of professional development of employees (seminars, workshops, trainings, conferences, webinars, schools of pedagogical skills, etc.), taking into account the plan of leveling up of the qualification of higher education institution (HEI) for the relevant year, approved by the Academic Board of HEI and is put into effect by the order of the Rector.</p> <p>The amount of advanced training of scientific-pedagogical, pedagogical and scientific employees of Ivan Horbachevsky Ternopil National Medical University of the Ministry of Health of Ukraine for five years may not be less than six ECTS credits.</p> <p>The results of professional development are taken into account in the rating of scientific and pedagogical and pedagogical workers. https://www.tdmu.edu.ua/wp-content/uploads/2019/03/Polozhennya-pro-rejtyng.pdf</p>
<p>Availability of necessary resources for the organization of the educational process</p>	<p>Resources for the organization of training of masters of dentistry in Ternopil National Medical University by I.Ya. Horbachevsky Ministry of Health of Ukraine is:</p> <ul style="list-style-type: none"> – Regulations on the organization of the educational process at Ternopil National Medical University by I.Ya. Horbachevsky Ministry of Health of Ukraine; – Educational and professional program "Dentistry" of the second (master's) level of higher education in the specialty 221 Dentistry in the field of knowledge 22 Health care; <ul style="list-style-type: none"> – working curriculum; – working curricula of disciplines provided by the curriculum; – individual student curriculum. <p>In accordance with the applicable license conditions: proper educational - methodological support of the educational component of the training program for masters of dentistry;</p> <ul style="list-style-type: none"> – modern information sources and computer equipment; – own web page of the unit responsible for training higher education – Internet connection; – library with modern educational literature, scientific, reference and professional periodicals; – technical training; – availability of bases (classrooms, lecture halls, clinical and experimental laboratories, clinics) for all types of work provided by the program of training of masters of dentistry; – proper staffing of teaching disciplines and management of scientific research.
<p>Availability of information systems for proper management of the educational process</p>	<p>Electronic systems for collecting, summarizing and analyzing information on the quality of education of higher education students at the master's level.</p> <p>Electronic document management system. E-mail and hotline.</p>

<p>Publicity of information about educational programs, degrees of higher education and qualification</p>	<p>Ivan Horbachevsky Ternopil National Medical University of the Ministry of Health of Ukraine has all information published in the section 'public information' on its official website: the relevant provisions about the organization of the educational process; admission rules; degrees of higher education for which specialists are trained, including the second (master's) level; educational programs, etc.</p>
<p>Prevention and detection of academic plagiarism</p>	<p>Prevention of plagiarism in the academic environment of the University is regulated by its own regulations: "Regulations on the detection and prevention of academic plagiarism" https://www.tdmu.edu.ua/wp-content/uploads/2020/07/Polozhennya-pro-plagiat.pdf, "Regulations on Academic Integrity" https://www.tdmu.edu.ua/wp-content/uploads/2020/04/TNMU-polozhennia_pro_academich_dobroches.pdf, "Regulations on the Academic Integrity Promotion Group" https://www.tdmu.edu.ua/wp-content/uploads/2020/04/TNMU-polozhennia_pro_grupu_dobrochesn.pdf, "Regulations on the Commission on Academic Integrity, Ethics and Conflict Management» https://www.tdmu.edu.ua/wp-content/uploads/2020/04/TNMU-polozhennia_pro_komisiyu_dobrochesn.pdf.</p> <p>Procedures and measures:</p> <ul style="list-style-type: none"> – formation of the employees group of Ivan Horbachevsky Ternopil National Medical University of the Ministry of Health of Ukraine, which does not accept and does not allow academic dishonesty; – creating conditions of intolerance to cases of academic plagiarism; – creation of expert commissions to detect academic plagiarism in scientific articles, monographs, textbooks, educational and methodical publications, dissertations, etc .; <p>identifying and prosecuting those responsible for academic plagiarism.</p>

Addition

List 1 (syndromes and symptoms)

1. adentia
2. anemia
3. occlusion anomaly
4. facial asymmetry
5. atrophy
6. painful dysfunction of the TMJ
7. pain in the heart
8. toothache
9. abdominal pain
10. pain in the soft tissues of the maxillofacial area;
11. pain in the bones of the face
12. loss of consciousness
13. loss of clinical attachment
14. hypermobility of the articular head of the TMJ
15. hemorrhagic syndrome
16. hyperesthesia
17. hypersalivation
18. headache
19. humming (open, closed)
20. deviation of the mandible destruction of bone tissue
21. defects of the crown of the tooth
22. deformation of the bones of the facial skeleton
23. deformation of the bite
24. discoloration of teeth
25. facial disproportion
26. jaundice
27. shortness of breath and asphyxia
28. inflammatory infiltrate of the tissues of the maxillofacial area
29. dizziness
30. discoloration of the skin, mucous membranes of the mouth
31. change the shape of the teeth
32. change in interalveolar height
33. elements of the lesion on the skin and mucous membranes of the oral cavity
34. convergence (divergence) of teeth
35. xerostomia
36. fever
37. lymphadenopathy
38. macroglossia
39. macrocheilia
40. maceration of the corners of the mouth
41. meningeal syndrome
42. edematous syndrome
43. dental deposits
44. fistula
45. restriction of mouth opening
46. paresis, paralysis of the nerves of the maxillofacial localization
47. heartburn
48. pathological abrasion of teeth

49. violation of the movements of the lower jaw
50. taste disturbance
51. violation of the sensitivity of the tissues of the maxillofacial area
52. dysfunction of sucking, swallowing pathological mobility of teeth
53. tumors and tumor-like neoplasms in the maxillofacial area
54. gum recession
55. mobility of bone fragments of the facial skeleton
56. thinning of the cortical plate of the jaws
57. "devastation-filling"
58. partial and complete loss of teeth
59. fluctuation
60. chemosis
61. cyanosis (diffuse and local)
62. slit defects of the face, syndrome I-II gill arch
63. ash, periodontal, bone pocket

List 2 (dental diseases)

1. Therapeutic dentistry:

A) Non-carious lesions of the hard tissues of the teeth:

1. hyperesthesia
2. hypoplasia, enamel hyperplasia
3. fluorosis
4. erosion of the hard tissues of the tooth
5. wedge-shaped defect
6. abrasion of teeth
7. necrosis of the hard tissues of the tooth
8. discoloration
9. traumatic injuries of teeth

B) Caries and its complications:

10. caries
11. pulpitis
12. periodontitis

C) Periodontal disease:

13. papillitis
14. gingivitis (localized, generalized)
15. periodontitis (localized, generalized)
16. periodontitis
17. idiopathic periodontal diseases

D) Diseases of the oral mucosa :

18. traumatic lesions of the oral mucosa
19. autoinfectious diseases of the oral mucosa (acute aphthous stomatitis, herpetic, ulcerative-necrotic, candidal lesions of the oral mucosa)
20. secondary bacterial diseases (diphtheria, tuberculosis, syphilis, gonorrhoea)
21. Oral mucosa disease in dermatoses with autoimmune component of pathogenesis (vesicles, herpes zoster, lupus erythematosus)
22. changes in oral mucosa in allergic lesions
23. changes in oral musosa in intoxications with salts of heavy metals
24. symptomatic viral diseases (influenza, foot and mouth disease, infectious mononucleosis)
25. symptomatic manifestations of oral mucosa of diseases of the gastrointestinal tract (peptic ulcer, gastritis, enteritis, colitis, chronic hepatitis)

26. symptomatic manifestations of oral mucosa diseases of the cardiovascular system (circulatory failure, essential hypertension)
 27. symptomatic manifestations of oral mucosa diseases of the endocrine system (acromegaly, Itsenko-Cushing syndrome, diabetes mellitus, hyper- and hypothyroidism)
 28. symptomatic manifestations of oral mucosa of blood diseases (anemia, thrombocytopenic purpura, leukemia)
 29. symptomatic manifestations of oral mucosa hypo- and avitaminosis
 30. diseases and anomalies of the tongue (desquamative glossitis, rhomboid glossitis, folded tongue, hairy tongue)
 31. neurogenic diseases of the tongue (glossalgia, stomalgia, ganglionitis)
 32. cheilitis independent and symptomatic (actinic, meteorological, contact allergic, glandular, exfoliative, eczematous, atopic)
- E) Precancerous of oral mucosa and red lip border:**
33. obligate precancers (Bowen's disease, warty precancer, limited precancerous hyperkeratosis, manganotti cheilitis)
 34. optional precancers

2 Child dentistry:

A) Pathology of teeth:

35. enamel hypoplasia (systemic and local)
36. endemic fluorosis
37. congenital malformations of the hard tissues of the teeth in children
38. caries and its complications in temporary and permanent teeth in children
39. traumatic lesions of the teeth

B) Periodontal pathology:

40. gingivitis
41. idiopathic periodontal diseases
42. periodontitis

C) Pathology of the oral mucosa:

43. allergic diseases of oral mucosa
44. anomalies and diseases of the tongue
45. fungal lesions of oral mucosa in children
46. changes of oral mucosa in systemic diseases
47. changes of oral mucosa in specific diseases
48. manifestations of acute viral and infectious diseases of oral mucosa (diphtheria, chickenpox, measles, infectious mononucleosis, scarlet fever)
49. viral diseases of oral mucosa (acute herpetic stomatitis, recurrent herpetic stomatitis, shingles)
50. independent and symptomatic cheilitis, glossitis

D) Inflammatory diseases of the maxillofacial area:

51. periostitis
52. osteomyelitis of the jaws
53. diseases of the temporomandibular joint
54. diseases of the salivary glands
55. lymphadenitis
56. neodontogenic inflammatory processes of soft tissues (boil, carbuncle, erythema)
57. specific inflammatory processes (tuberculosis, syphilis, actinomycosis)
58. phlegmons and abscesses

E) Injuries of the maxillofacial area:

59. damage to soft tissues (wounds, burns), teeth, jaws, facial bones, TMJ

F) Tumors and tumor-like formations of the maxillofacial area:

60. benign tumors and tumor-like neoplasms of soft tissues and bones of the face

61. malignant tumors of soft tissues and bones of the face

G) Congenital malformations of the face:

62. nonunion of the upper lip, alveolar process, hard and soft palate (isolated and through)

63. anomalies of attachment of soft tissues of the oral cavity (bridles of the lips, tongue, shallow vestibule of the oral cavity)

64. congenital syndromes

H) Diseases of the TMJ, ankylosis

3 Surgical dentistry:

A) Inflammatory diseases of the maxillofacial area:

65. deep and superficial phlegmons, abscesses

66. lymphadenitis

67. trigeminal neuritis, facial nerve, neuralgia

68. neodontogenic inflammatory processes

69. odontogenic sinusitis

70. periodontitis, periodontitis, alveolitis, periostitis, osteomyelitis; pericoronaritis

71. inflammatory diseases of the salivary glands

72. specific inflammatory processes (tuberculosis, syphilis, actinomycosis)

B) Injuries of the maxillofacial area:

73. injuries of teeth and bones of the facial skeleton

74. soft tissue, tongue and oral mucosa injuries

75. gunshot wounds and non-gunshot wounds of maxillofacial tissues; craniomaxillary and facial injuries

76. thermal, chemical, electrical and radiation damage to the tissues of the maxillofacial localization; combined injury

C) Diseases of the temporomandibular joint (TMJ):

77. arthritis, arthrosis-arthritis, arthrosis

78. ankylosis

79. TMJ dysfunction, dislocations and contractures of the mandibule

D) Tumors and tumor-like formations of oral mucosa, salivary glands, soft tissues of the maxillofacial localization and neck, bones of the facial skeleton:

80. benign tumors and tumor-like formations

81. precancerous diseases and malignant tumors of the oral mucosa, salivary glands, soft tissues of the maxillofacial localization and neck, bones of the facial skeleton

E) Congenital and acquired defects and deformations of the tissues of the head and neck

82. congenital anomalies of teeth development, deformities of the jaws, defects and deformations of the bones of the facial skeleton, combined anomalies and deformations of the cerebral and facial skeletons and the dental-maxillary system

83. ongenital defects and deformities of the soft tissues of the head and neck

84. acquired defects and deformations of soft tissues of the maxillofacial localization and neck, bones of the facial skeleton

85. age-related changes in the soft tissues of the face and neck, vertical and horizontal atrophy of the alveolar processes of the jaw bones, adentia, recession of the gums

86. cosmetic defects and deformations of organs and tissues of the head and neck

F) Dysplastic diseases of maxillofacial localization

87. dystrophic diseases of periodontal tissues

88. sialose

89. dysplastic diseases of the soft tissues of the head and neck

G) Neurostomatological diseases:

90. neuritis, trigeminal neuralgia

4. Orthopedic dentistry:

91. partial loss of teeth

a) distally limited defects of the dentition

b) distally unlimited defects of the dentition

92. complete loss of teeth

93. excessive abrasion of teeth

94. defects of the crown of the teeth

95. complete destruction of the crown of the tooth

96. dental deformities

97. parafunctions of the masticatory muscles

98. traumatic occlusion

99. injuries and defects of the jaws, nose, ears, orbits, combined defects

100. TMJ disease

101. TMJ dysfunction

5. Orthodontia

A) anomalies of individual teeth:

102. sizes

103. forms

104. quantity

105. retention

B anomalies in the position of the teeth:

106. diastema and trema

107. congestion of teeth

108. tortoanomaly

109. vestibulo-oral position of the teeth, dystopia, transposition, supra-infraposition

C) sagittal occlusion anomalies:

110. progeny (mesial) (skeletal, dentoalveolar)

111. prognathism (distal) (skeletal, dentoalveolar)

D) vertical occlusion anomalies:

112. open (skeletal, dental alveolar)

113. deep (skeletal, dentoalveolar)

E) transverse occlusion anomalies:

114. cross (unilateral or bilateral, with or without displacement of the mandible) (skeletal, dentoalveolar).

List 2.1 (major dental diseases)

1. non-carious lesions of the teeth
2. caries of temporary and permanent teeth
3. pulp disease of temporary and permanent teeth
4. periodontitis of temporary and permanent teeth
5. papillitis
6. gingivitis
7. periodontitis
8. periodontitis
9. traumatic injuries

10. autoinfectious diseases of oral mucosa (acute aphthous stomatitis, herpetic, ulcerative-necrotic, candidal lesions of oral mucosa)
11. secondary bacterial diseases (diphtheria, tuberculosis, syphilis, gonorrhea)
12. manifestations of immunodeficiency of oral mucosa
13. allergic lesions
14. alveolitis
15. pericoronaritis
16. periostitis
17. lymphadenitis
18. traumatic injuries of the soft tissues of the face
19. acute and habitual dislocation of the lower jaw
20. uncomplicated fractures of the upper and lower jaws
21. defects of the coronal part of the teeth
22. partial and complete absence of teeth

**List 3. Physiological conditions and somatic diseases,
requiring special tactics of patient management**

A) Physiological conditions:

1. pregnancy

B) Diseases of the blood and blood-forming organs:

2. anemia
3. hemophilia
4. leukemia
5. thrombocytopenic purpura

C) Cardiovascular diseases:

6. hypertension
7. infectious endocarditis
8. heart defects
9. heart failure
10. cardiac arrhythmia
11. the presence of a pacemaker

D) Mental disorders:

12. acute psychosis, including alcoholic delirium
13. epilepsy

E) Diseases of the respiratory system and mediastinum:

14. bronchial asthma

F)

Pathology of the ORL organs:

15. tonsillitis
16. rhinitis
17. sinusitis
18. curvature of the nasal membrane

G) Diseases of the endocrine system:

19. diabetes mellitus
20. thyroid disease

H) Pathology of the musculoskeletal system and connective tissue:

21. systemic vasculitis (hemorrhagic vasculitis)
22. rheumatoid arthritis
23. posture disorders

E) Infectious and parasitic diseases:

24. HIV
25. viral hepatitis
26. Diphtheria
27. Tetanus
28. anthrax
29. tuberculosis of different localization
30. cholera
31. plague
32. gonorrhoea
33. syphilis

List 4 (emergencies):

1. asphyxia (including newborns)
2. hypertensive crisis
3. acute respiratory failure
4. acute heart failure
5. acute poisoning
6. "acute" abdomen
7. Electrotrauma
8. Fainting
9. external bleeding
10. collapse
11. coma
12. swelling of the larynx
13. Quincke's edema
14. burns and frostbite
15. convulsions
16. drowning
17. physiological childbirth
18. shock
19. bone injury

List 5 (laboratory and instrumental research):

1. analysis of punctate neoplasms of soft tissues and bones
2. histomorphological examination of biopsy of lymph nodes, salivary glands, mucous membranes, soft tissues
3. analysis of blood glucose
4. study of control and diagnostic models of jaws
5. study of the functions of the thyroid gland (breathing, swallowing, speech, chewing and TMJ)
6. general blood test
7. general analysis of urine
8. biochemical analysis of blood
9. immunological examination in dental diseases
10. analysis of the coagulogram
11. interpretation of radiological diagnosis of the skull, dental apparatus, salivary glands
12. cytological examination of organs and tissues of the dental apparatus
13. microbiological examination of oral fluid, smears with oral mucosa, periodontium
14. functional diagnosis of the oral cavity (luminescent, rheoparodontography, stomatoscopy, capillaroscopy, vacuum test, etc.).

List 6 (medical manipulations)

1. perform artificial respiration
2. perform indirect heart massage
3. fix the tongue
4. to temporarily stop external bleeding
5. to carry out primary surgical treatment of wounds
6. wash the stomach, intestines
7. to carry out transport immobilization
8. inject drugs (intramuscular, subcutaneous, intravenous jet and drip)
9. measure blood pressure
10. to carry out a primary toilet of the newborn
11. determine blood type, rhesus affiliation

List 7 (dental manipulations)

1. alveolotomy
2. amputation of the pulp of temporary and permanent teeth
3. anthropometric studies of jaw models
4. selective grinding of teeth, alignment of the occlusal surface, occlusogram, filling periodontogram
5. manufacture of temporary splints and splinting for fractures of teeth, alveolar processes and jaws
6. removal of dental layers
7. determination of acid resistance of tooth enamel (TER, KOSHRE, SKT test)
8. definition and fixation of the central occlusion
9. definition of Tsilinsky's symptom
10. determination of constructive occlusion
11. determination of the sagittal gap
12. determination of the vertical gap
13. determination of signs of orthognathic occlusion and its varieties
14. determination of signs of pathological types of bites
15. correction of mandibular dislocation

16. sealing of fissures
17. diagnostic use of dyes
18. diathermocoagulation
19. extirpation of the pulp of temporary and permanent teeth
20. electroodontodiagnostics
21. the use of local action in the treatment of periodontal disease and oral mucosa
22. local anesthesia in the treatment of dental diseases by various methods (application, infiltration, conduction)
23. removal of artificial crowns
24. tooth-preserving surgical interventions for periodontitis
25. stop bleeding after tooth extraction
26. deep fluoridation of hard tissues of temporary teeth
27. correction of partial and complete removable dentures
28. correction and activation of removable orthodontic appliances
29. curettage of the well
30. curettage of periodontal pockets
31. drug treatment of the affected areas of the oral mucosa and periodontium
32. application and removal of temporary fillings and tight bandages in the treatment of caries, pulpitis, periodontitis
33. imposition of a rubber dam
34. imposition of maxillofacial devices (repositioning, forming, replacing and fixing)
35. obturation of root canals of temporary and permanent teeth with different materials
36. obtaining anatomical and functional prints with different impression material
37. obtaining models of jaws
38. obtaining impressions from intraosseous implants
39. parallelometry when planning the design of a clasp prosthesis
40. checking the design of the prosthesis in the partial and complete absence of teeth
41. periostotomy
42. filling of carious cavities of temporary and permanent teeth with different filling materials
43. coating of teeth with therapeutic and prophylactic varnishes, gels, desensitizers
44. preparation of teeth for metal stamped, plastic solid, solid combined, metal-free crown
45. preparation of teeth for tabs and veneers
46. preparation and cleaning of root canals of temporary and permanent teeth
47. preparation of the root of the tooth under the pin structure
48. preparation of carious cavities of temporary and permanent teeth, taking into account the type of filling material
49. fitting different types of artificial crowns
50. conducting intradental electrophoresis
51. ligature ligation of teeth
52. carrying out professional hygiene of an oral cavity
53. carrying out professional hygiene in the area of implants
54. conducting physiological separation
55. conducting periodontal probing
56. direct and indirect pulp coating
57. registration of the position of the upper jaw with the help of the facial arch
58. disclosure of periodontal abscess
59. incision and excision of the hood in pericoronaritis
60. compilation of the IGPR algorithm
61. temporary immobilization for fractures of the jaws

62. typical and atypical removal of temporary and permanent teeth
63. cystotomy
64. fixation of crowns and bridges
65. fixation of an orthodontic ring, crown
66. fixation of the central ratio at II, III, IV groups of defects
67. surgical treatment of soft tissue wounds of the face within one anatomical area
68. grinding and polishing of seals from all types of sealing materials